

4010 Fast Acting SMD Fuses

1025FA Series



Description

The 1025FA Series fast acting SMD fuse has a ceramic body with wire-in-air design.

Electrical Characteristics			
Rated Current	1.0In	2.0In	2.5In
250mA~5A	4 hour minimum	5 sec maximum	1 sec maximum
7A~15A	4 hour minimum	20 sec maximum	5 sec maximum

Features

- Rapid interruption of excessive current
- Compatible with reflow and wave solder
- One time positive disconnect
- RoHS compliant

Specifications

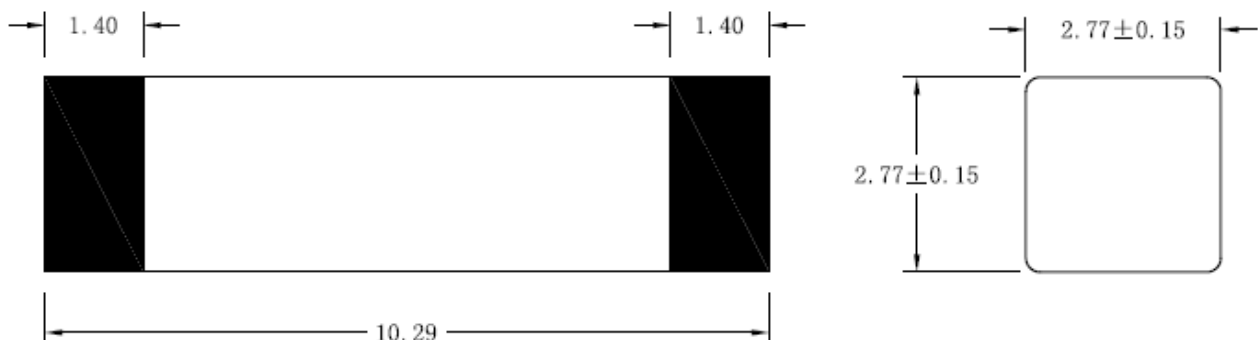
Part No.	Rated Voltage		Rated Current	Marking Code	Breaking Capacity (A) ¹			Typical Cold Resistance (mOhms) ²	Typical Voltage Drop (mV)	Typical Pre-Arcing I ² t (A ² Sec) ₃
	AC	DC			250Vac	125Vdc	60Vdc			
1025FA250mA	250V	125V	250mA	F0.25	50A	50A	-	5000	2000	0.12
1025FA500mA			500mA	F0.5				1200	1500	0.28
1025FA750mA			750mA	F0.75				600	880	0.14
1025FA1A			1A	F1				300	560	1.7
1025FA1.5A			1.5A	F1.5				104	260	1.5
1025FA2A			2A	F2				80	260	6
1025FA2.5A			2.5A	F2.5				51	230	8
1025FA3A			3A	F3				39	210	18
1025FA3.5A			3.5A	F3.5				30	185	17
1025FA4A			4A	F4				27	190	23
1025FA5A			5A	F5				20	180	34
1025FA7A			7A	F7				11.6	150	130
1025FA10A			10A	F10				7.6	150	450
1025FA12A			60V	12A				F12	-	50A
1025FA15A		15A		F15	4.1	110	1450			

* AC Interrupting Rating (Measured at designated voltage, 100% power factor random closing); DC Interrupting Rating (Measured at designated voltage, time constant of less than 50 microseconds, battery source)

* DC Cold Resistance are measured at <10% of rated current in ambient temperature of 25°C

* Typical Melting I²t (Measured with a battery bank at Rated DC voltage, 10x-rated current, but not exceeding the interrupting rating, time constant of calibrated circuit less than 50 microseconds)

Dimension [Drawing not to scale (Unit: mm)]

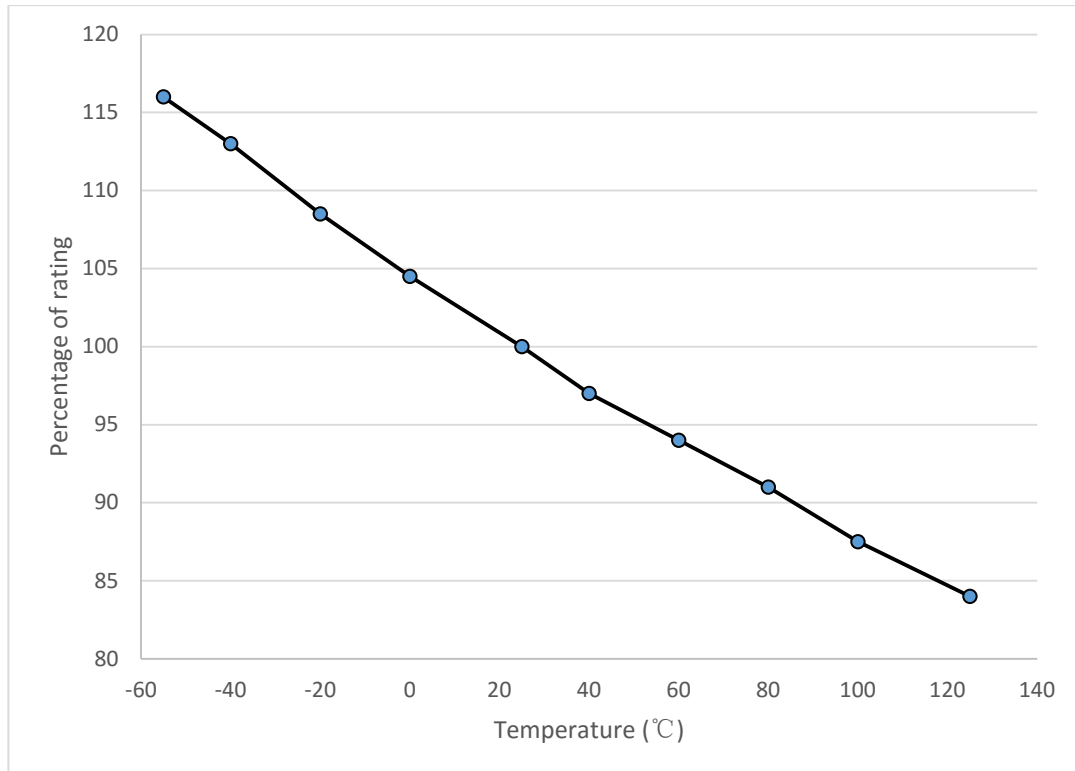


4010 Fast Acting SMD Fuses 1025FA Series



Temperature derating curve

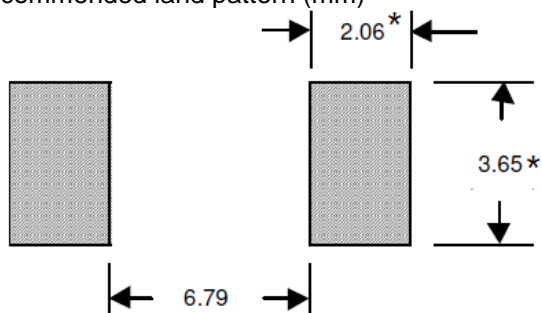
- Normal Operating Temperature: $23^{\circ}\text{C} \pm 2^{\circ}\text{C}$
- Operating Temperature: -55°C to 125°C with proper correction factor applied.
- Chart of correction factor



- Storage Temperature: -55°C to 125°C

Recommended solder curve

- Wave Solder
 - ◆ Reservoir Temperature: 260°C
 - ◆ Time in Reservoir: 5 Seconds Maximum
- Infrared Reflow
 - ◆ Temperature: 260°C
 - ◆ Time: 30 Seconds Maximum
- Recommended land pattern (mm)



* suggest to enlarge for wave soldering.

Package and Minimum order QTY

2500pcs fuses in tape (width 24mm) and reel (dia. 13inch) per EIA Standard 481

- End of Document -